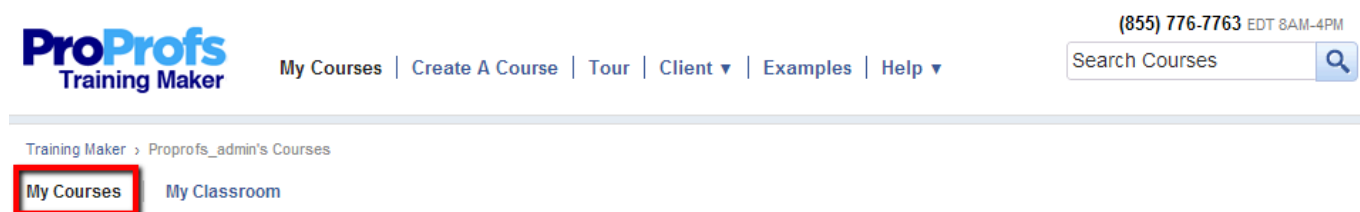


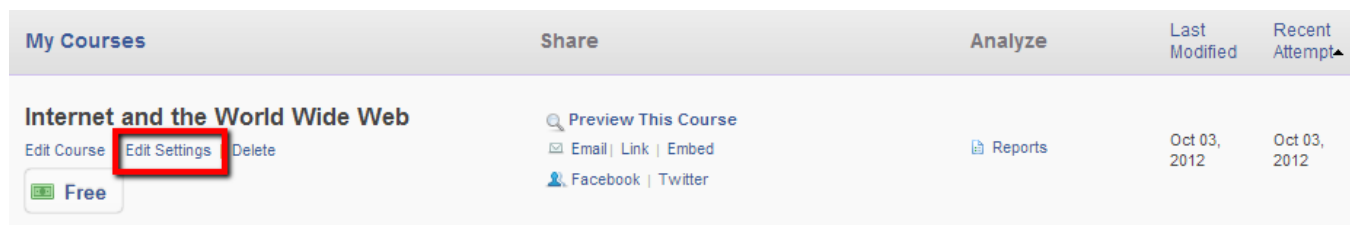
How to Capture Information From Learners Using Custom Questions

ProProfs allows you to capture any information about a course taker. You can do this by asking questions such as name, email, ID or your own custom questions, that a user must answer to start the [course](#). These questions allow you to track learners who take your course.

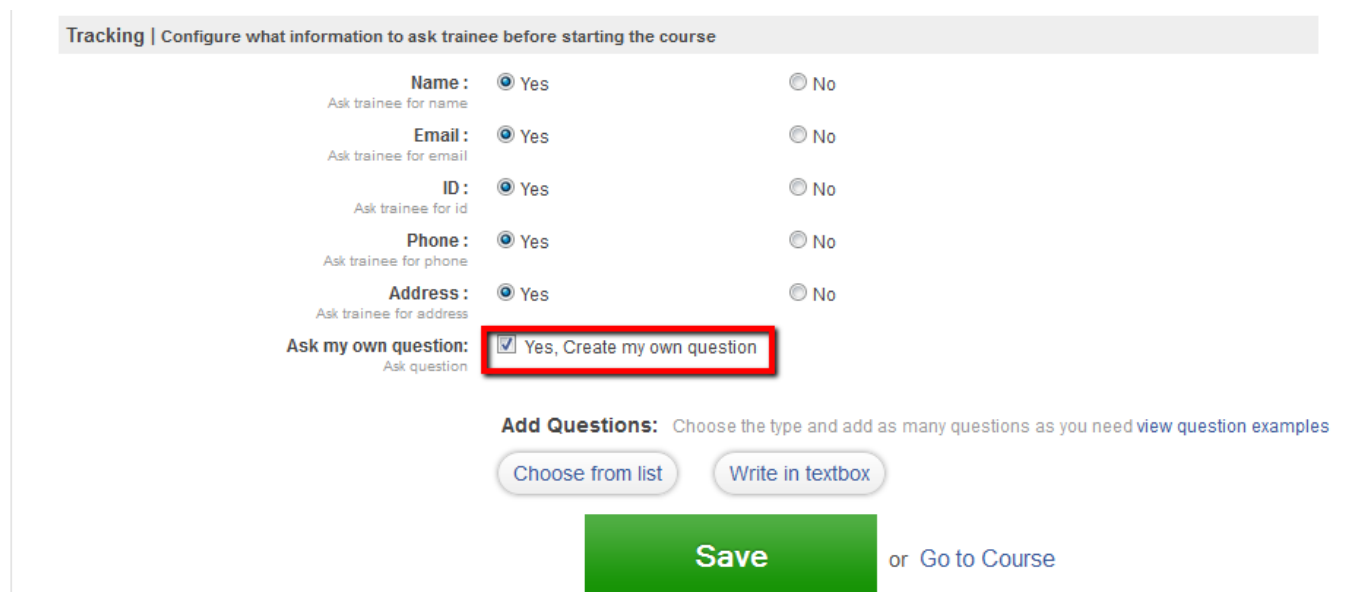
Step 1: Go to My Courses.



Step 2: Click on "Edit Settings".



Step 3: Select "Security and Tracking" and Click on "Yes" in the fields in which you want to track your learners.



Step 4: To add custom questions, select the 'Yes, create my own question', and choose from two given options: "choose from list" or "write in text".

Step 5: Finally, Save your Course Settings.

Related Articles:

[How to Tell Learners to Find and Take a Course](#)

[How do I send a course to learners?](#)

[How do I assign courses to only select learners?](#)